



Regional Greenhouse Gas Initiative, Inc.  
90 Church Street, 4th Floor  
New York, NY 10007

Contact: Nora Vogel  
RGGI, Inc.  
212-417-3179  
[nora.vogel@rggi.org](mailto:nora.vogel@rggi.org)

Friday, Dec. 8, 2017

## **CO<sub>2</sub> Allowances Sold for \$3.80 in 38<sup>th</sup> RGGI Auction**

*\$55.8 Million Raised for Reinvestment in Last Auction of 2017*

NEW YORK — The nine Northeastern and Mid-Atlantic states participating in the Regional Greenhouse Gas Initiative (RGGI), the nation's first market-based regulatory program to reduce greenhouse gas (GHG) pollution, today announced the results of their 38<sup>th</sup> auction of carbon dioxide (CO<sub>2</sub>) allowances.

14,687,989 CO<sub>2</sub> allowances were sold at the auction at a clearing price of \$3.80. Bids for the CO<sub>2</sub> allowances ranged from \$2.15 to \$8.00 per allowance. Additional details are available in the [Market Monitor Report for Auction 38](#), which is also appended.

The Dec. 6<sup>th</sup> auction was the last auction of 2017, and generated \$55.8 million for reinvestment in strategic programs, including energy efficiency, renewable energy, direct bill assistance, and GHG abatement programs. Cumulative proceeds from all RGGI CO<sub>2</sub> allowance auctions exceed \$2.8 billion dollars.

Ten million cost containment reserve (CCR) allowances were also available for sale. None of the CCR allowances were sold. The CCR is a fixed additional supply of allowances that are only available for sale if CO<sub>2</sub> allowance prices exceed certain price levels (\$10 in 2017).

"This successful auction is the last in what has been an eventful year for the RGGI program," said Katie Dykes, Chair of the Connecticut Public Utilities Regulatory Authority and Chair of the RGGI, Inc. Board of Directors. "The improvements arising from program review include an additional overall 30 percent cap reduction by the year 2030, and also introduce the Emissions Containment Reserve as an innovative new element. With this consensus the RGGI states are continuing to demonstrate leadership and ambition."

"The RGGI cap, together with the participating states' reinvestment of auction proceeds in cleaner and more efficient energy, is improving public health, reducing electricity bills, and creating jobs," said Jared Snyder, Deputy Commissioner, New York State Department of Environmental Conservation and Vice Chair of the RGGI, Inc. Board of Directors. "The latest report on the investment of RGGI proceeds documents these ongoing benefits. While actions to address climate change are stalled at the federal level, the RGGI states continue to demonstrate leadership in reducing pollution while boosting a clean energy economy."

Auction 38 Results At-A-Glance	
Auction Date	Dec. 6, 2017
Allowances Offered for Sale	14,687,989
Allowances Sold	14,687,989
Ratio of Bids to Supply	2.2
Clearing Price	\$3.80
Reserve Price	\$2.15
Proceeds from Auction 38	\$55,814,358.20
Total Cumulative Proceeds (All Auctions)	\$2,835,865,291.09
Number of Bidders in Auction 38	35
Percent of Allowances Purchased by Compliance-Oriented Entities in Auction 38	55%
Percent of Allowances Purchased by Compliance Entities in Auction 38	64%
Percent of Allowances Purchased by Compliance Entities in Auctions 1 - 38	75%

More auction data is also available at: [http://www.rggi.org/market/co2\\_auctions/results](http://www.rggi.org/market/co2_auctions/results). Market monitor reports are available at: [http://www.rggi.org/market/market\\_monitor](http://www.rggi.org/market/market_monitor). To receive announcements relating to future auctions and other RGGI news, please join the RGGI, Inc. mailing list at [http://www.rggi.org/news/mailling\\_list](http://www.rggi.org/news/mailling_list).

### **About the Regional Greenhouse Gas Initiative**

The Northeast and Mid-Atlantic states participating in the third RGGI control period (Connecticut, Delaware, Maine, Maryland, Massachusetts, New Hampshire, New York, Rhode Island, and Vermont) have implemented the first mandatory market-based regulatory program in the U.S. to reduce greenhouse gas emissions. The 2017 RGGI cap is 84.3 million short tons. The RGGI cap declines 2.5 percent each year until 2020. The RGGI states also include interim adjustments to the RGGI cap to account for banked CO<sub>2</sub> allowances. The 2017 RGGI adjusted cap is 62.5 million short tons.

RGGI is composed of individual CO<sub>2</sub> budget trading programs in each state, based on each state's independent legal authority. A CO<sub>2</sub> allowance represents a limited authorization to emit one short ton of CO<sub>2</sub>, as issued by a respective state. A regulated power plant must hold CO<sub>2</sub> allowances equal to its emissions for each three-year control period. RGGI's third control period began on January 1, 2015 and extends through December 31, 2017. For more information visit [www.rggi.org](http://www.rggi.org).

### **About Regional Greenhouse Gas Initiative, Inc.**

Regional Greenhouse Gas Initiative, Inc. (RGGI, Inc.) was created to provide technical and administrative services to the states participating in the Regional Greenhouse Gas Initiative. RGGI, Inc. is a 501(c)(3) nonprofit organization. For more information, visit: [www.rggi.org/rggi](http://www.rggi.org/rggi)

---

**RGGI Inc.**



**MARKET MONITOR REPORT  
FOR AUCTION 38**

**Prepared for:**

**RGGI, Inc., on behalf of the RGGI Participating States**

**Prepared By:**

**POTOMAC  
ECONOMICS**

December 8, 2017

---

This report was prepared by Potomac Economics (the contractor) in the course of performing work contracted for and sponsored by RGGI, Inc. on behalf of states participating in RGGI (Connecticut, Delaware, Maine, Maryland, Massachusetts, New Hampshire, New York, Rhode Island, and Vermont). The opinions expressed in this report do not necessarily reflect those of RGGI, Inc. or any of the states participating in RGGI, and reference to any specific product, service, process, or method does not constitute an implied or expressed recommendation or endorsement of it. Further, RGGI, Inc., the states participating in RGGI, and the contractor make no warranties or representations, expressed or implied, as to the fitness for particular purpose or merchantability of any product, apparatus, or service, or the usefulness, completeness, or accuracy of any processes, methods, or other information contained, described, disclosed, or referred to in this report. RGGI, Inc., the states participating in RGGI, and the contractor make no representation that the use of any product, apparatus, process, method, or other information will not infringe privately owned rights and will assume no liability for any loss, injury, or damage resulting from, or occurring in connection with, the use of information contained, described, disclosed, or referred to in this report.

The Regional Greenhouse Gas Initiative (RGGI) is the first mandatory market-based regulatory program in the U.S. to reduce greenhouse gas emissions. RGGI is a cooperative effort of Northeast and Mid-Atlantic states to reduce emissions of carbon dioxide (CO<sub>2</sub>) from the power sector.

RGGI, Inc. is a non-profit corporation created to provide technical and administrative services to the states participating in the Regional Greenhouse Gas Initiative.

## **MARKET MONITOR REPORT FOR AUCTION 38**

As the Market Monitor for the RGGI CO<sub>2</sub> allowance market, Potomac Economics monitors the conduct of market participants in the auctions and in the secondary market to identify indications of market manipulation or collusion. We also review the administration of the auctions by EnerNOC, Inc. This report summarizes our findings regarding RGGI Auction 38, which was held on December 6, 2017.

We observed the auction as it occurred and have completed our review and analysis of its results. Based on our review of bids in the auction, we find no material evidence of collusion or manipulation by bidders.

Thirty-five bidders participated in the offering of CO<sub>2</sub> allowances. Bids were submitted to purchase 2.2 times the available supply of allowances, resulting in a clearing price of \$3.80 per ton. Compliance-Oriented Entities purchased 55 percent of the allowances in the offering. There was no indication of barriers to participation in the auction.

Based on our review of the administration of the market, we found that:

- The auction was administered in a fair and transparent manner in accordance with the noticed auction procedures and limitations.
- The auction results were consistent with the market rules and the bids received.
- Sensitive information was treated appropriately by the auction administrator.
- There were no indications of issues with the auction platform such as hardware or software problems, communications issues, or security breaches.

In summary, the results of our monitoring of RGGI Auction 38 raise no material concerns regarding the auction process, barriers to participation in the auction, or the competitiveness of the auction results. The appendix provides additional information about the market for RGGI CO<sub>2</sub> allowances and outcomes of the auction.

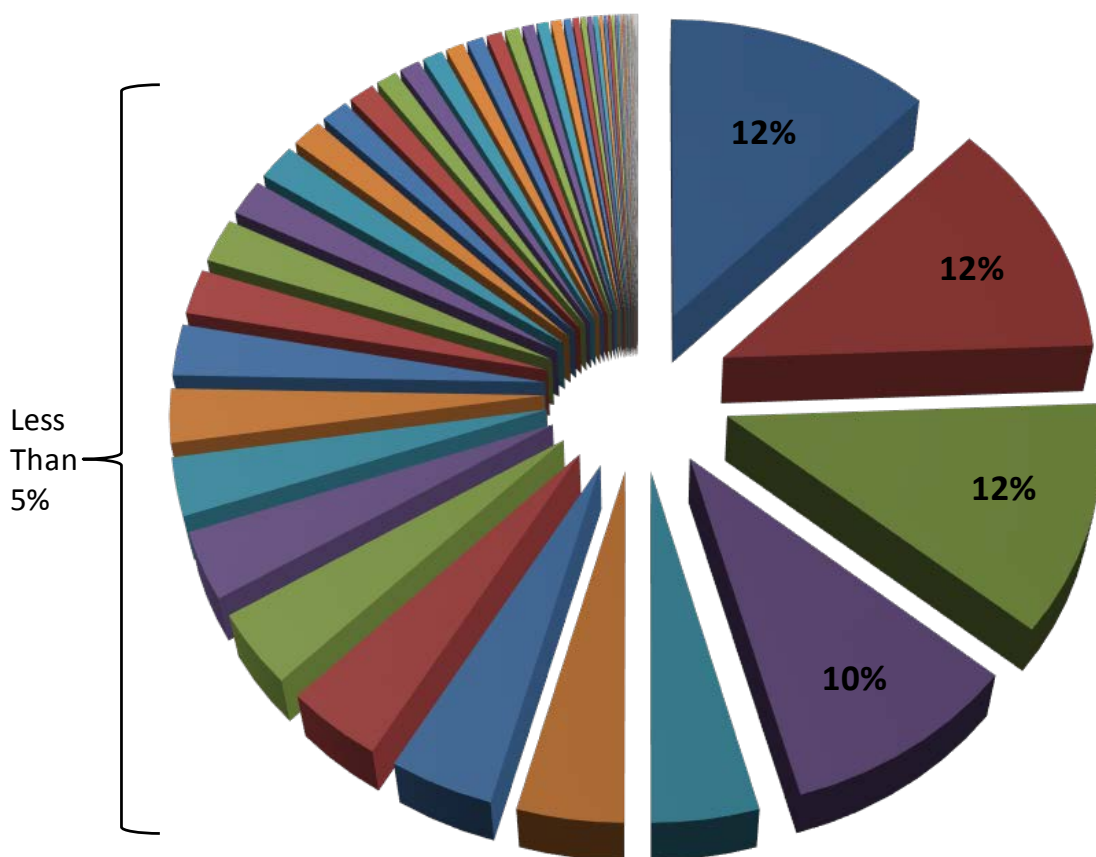
**APPENDIX**

**A. DISPERSION OF PROJECTED DEMAND**

*The wide dispersion of projected demand for RGGI allowances across compliance entities facilitates the competitive performance of the auction.*

The following figure shows the relative shares of projected demand for RGGI allowances by compliance entity in the current control period. The largest compliance entity represents only 12 percent of the total projected demand for allowances. Over half of the projected demand is composed of entities that each account for less than 5 percent of the total demand. Participation by a large number of entities facilitates the competitive performance of the auction.

**Figure 1: Projected Demand for RGGI Allowances Shares by Compliance Entity**

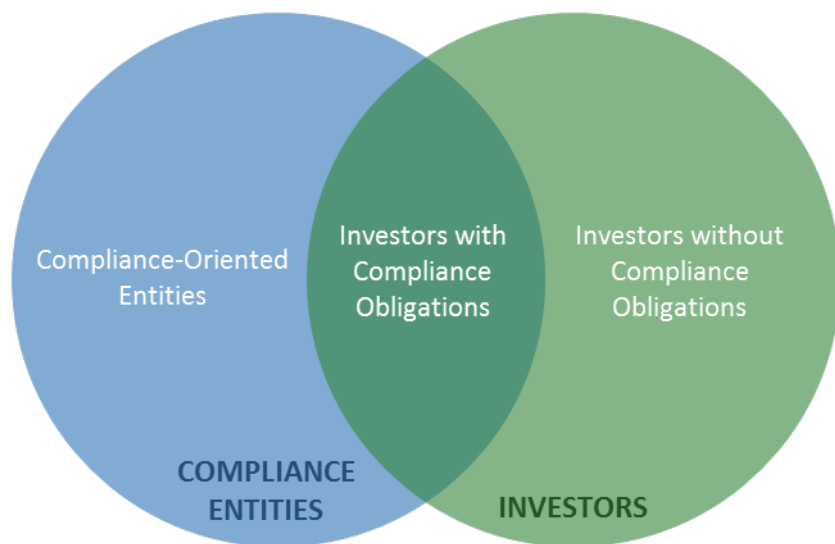


## B. SUMMARY OF PURCHASES OF ALLOWANCES IN AUCTION 38

*Awards were distributed across 32 bidders with six bidders purchasing one million tons or more and 12 bidders purchasing 300,000 tons or more.*

This report summarizes participation in Auction 38. Participation in the RGGI market involves many different firms with various interests in RGGI allowances. Some participate in order to satisfy compliance obligations, others have investment interests, and still others participate for both purposes. To more effectively track the activity of different participants, we use several classifications for participant firms. Figure 1 summarizes the relationship between these classifications.

**Figure 2: Classifications of Participant Firms in the RGGI Marketplace**



- *Compliance-Oriented Entities* are compliance entities that appear to acquire and hold allowances primarily to satisfy their compliance obligations.
- *Investors with Compliance Obligations* are firms that have compliance obligations but which hold a number of allowances that exceeds their estimated compliance obligations by a margin suggesting they also buy for re-sale or some other investment purpose. These firms often transfer significant quantities of allowances to unaffiliated firms.<sup>1</sup>

<sup>1</sup> The assessment of whether a compliance entity holds a number of allowances that exceeds its compliance obligations by a margin that suggests they are also buying for re-sale or some other investment purpose is based on: (a) the entity's forecasted share of the total compliance obligations for the entire RGGI footprint through 2020, (b) the total number of allowances in circulation, and (c) consideration of the pattern of the entity's allowance transfers to unaffiliated firms versus affiliated firms. Since the designation of a compliance entity as an investor is based on a review of its transactions and holdings, the designation of a particular firm may change

- *Investors without Compliance Obligations* are firms without any compliance obligations.

These three categories form the basis for two overlapping groups.

- *Compliance Entities* – All firms with compliance obligations, and their affiliates.<sup>2</sup> Combines the first and second of the above categories.
- *Investors* – All firms which are assessed to be purchasing for investment rather than compliance purposes. Combines the second and third of the above categories.

In Auction 38, Compliance Entities purchased 64 percent of the allowances sold. In the first 38 RGGI auctions, Compliance Entities purchased 75 percent of the allowances sold. In Auction 38, Compliance-Oriented Entities purchased 55 percent of the allowances sold.

After settlement of allowances sold in Auction 38:

- Fifty-six percent of the allowances in circulation will be held by Compliance-Oriented Entities.
- Fifty-seven percent of the allowances in circulation are believed to be held for compliance purposes. The number of allowances that are believed to be held for compliance purposes includes 100 percent of the allowances held by Compliance-Oriented Entities and a portion of allowances held by Investors with Compliance Obligations.

The following table shows the quantity of allowances purchased by each bidder. The identity of each bidder is masked, and the bidders are ranked according to the amount of allowances awarded, from largest to smallest.

---

over time as more information becomes available.

<sup>2</sup> Affiliates are firms that: (i) have a parent-subsidiary relationship with a compliance entity, (ii) are subsidiaries of a parent company that has a large interest in a compliance entity, (iii) have substantial control over the operation of a budget source and/or responsibility for acquiring RGGI allowances to satisfy its compliance obligations.



**Table 1: Quantity of Allowances Awarded by Bidder**

<b>Bidder</b>	<b>Number of Allowances Awarded</b>
<b>Bidder 1</b>	<b>3,000,000</b>
<b>Bidder 2</b>	<b>2,550,000</b>
<b>Bidder 3</b>	<b>1,500,000</b>
<b>Bidder 4</b>	<b>1,300,000</b>
<b>Bidder 5</b>	<b>1,250,000</b>
<b>Bidder 6</b>	<b>1,150,000</b>
<b>Bidder 7</b>	<b>525,000</b>
<b>Bidder 8</b>	<b>500,000</b>
<b>Bidder 9</b>	<b>410,000</b>
<b>Bidder 10</b>	<b>372,989</b>
<b>Bidder 11</b>	<b>332,000</b>
<b>Bidder 12</b>	<b>300,000</b>
<b>Bidder 13</b>	<b>250,000</b>
<b>Bidder 14</b>	<b>200,000</b>
<b>Bidder 15</b>	<b>200,000</b>
<b>Bidder 16</b>	<b>130,000</b>
<b>Bidder 17</b>	<b>125,000</b>
<b>Bidder 18</b>	<b>120,000</b>
<b>Bidder 19</b>	<b>115,000</b>
<b>Bidder 20</b>	<b>55,000</b>
<b>Bidder 21</b>	<b>50,000</b>
<b>Bidder 22</b>	<b>50,000</b>
<b>Bidder 23</b>	<b>40,000</b>
<b>Bidder 24</b>	<b>39,000</b>
<b>Bidder 25</b>	<b>35,000</b>
<b>Bidder 26</b>	<b>25,000</b>
<b>Bidder 27</b>	<b>25,000</b>
<b>Bidder 28</b>	<b>20,000</b>
<b>Bidder 29</b>	<b>8,000</b>
<b>Bidder 30</b>	<b>5,000</b>
<b>Bidder 31</b>	<b>5,000</b>
<b>Bidder 32</b>	<b>1,000</b>

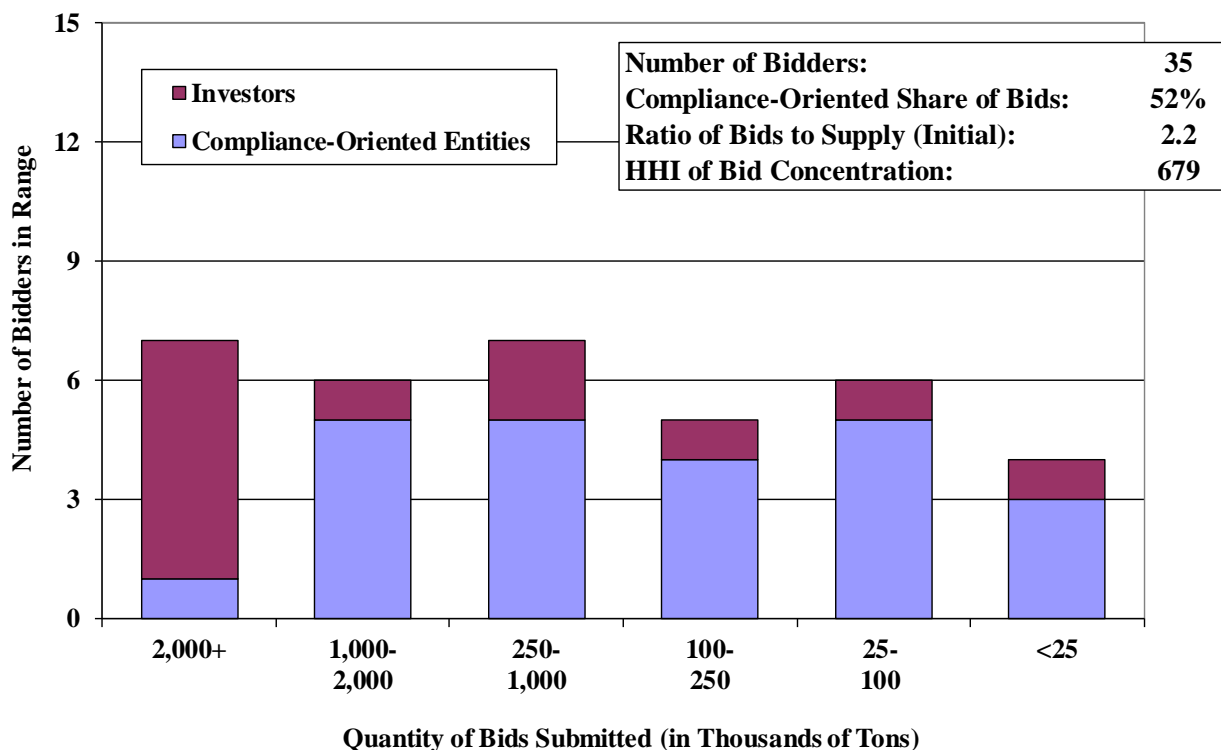
**C. DISPERSION OF BIDS IN AUCTION 38**

*Bids were submitted by 23 Compliance-Oriented Entities and 12 Investors. In our review of the bids and the qualification process, we found no material evidence of anti-competitive conduct or inappropriate barriers to participation.*

The following figure summarizes the quantity of allowances for which bids were submitted by each bidder. One Compliance-Oriented Entity and six Investors submitted bids for a large quantity of allowances (i.e., at least 2 million tons). Overall, Compliance-Oriented Entities accounted for 52 percent of the quantity of allowances for which bids were submitted. The quantity of allowances for which bids were submitted was 2.2 times the available supply. In Auction 37, the quantity of allowances for which bids were submitted was 2.7 times the Initial Offering.

The bid quantities were widely distributed among the 35 bidders. The concentration of bids, using the Herfindahl-Hirschman Index (“HHI”), is relatively low at 679, consistent with recent auctions. The HHI is a standard measure of concentration calculated by squaring each entity’s share and then summing the squares across all entities (i.e., the index ranges from 0 to 10,000).

**Figure 3: Quantity of Bids Submitted by Entity  
By Type of Entity and Quantity Bid**



**D. SUMMARY OF BID PRICES IN AUCTION 38**

*Bids were submitted across a wide range of prices in the auction and the clearing price of \$3.80 was relatively consistent with average bid prices submitted.*

The following table reports several statistics regarding the bid prices for bids submitted in Auction 38. The median and mean bid prices are weighted by the quantity of each bid.

---

<b>Bid Prices:</b>	
Minimum	\$2.15
Maximum	\$8.00
Average (Median)	\$3.75
Average (Mean)	\$3.63
Clearing Price:	\$3.80

---

**E. NAMES OF POTENTIAL BIDDERS IN AUCTION 38**

In accordance with Sections 2.8 and 3 of the Auction Notice for CO<sub>2</sub> Allowance Auction 38, the Participating States are releasing the names of Potential Bidders in Auction 38. The states defined potential bidders as: “Each Applicant that has been qualified and submitted a complete *Intent to Bid.*” The list of 45 Potential Bidders is as follows:

Astoria Energy, LLC	Luminus Energy Partners Master Fund, Ltd.
BP Products North America Inc.	Macquarie Energy, LLC
Burlington Electric Department	Massachusetts Muni. Wholesale Elec. Co.
Caithness Long Island, LLC	Mercuria Energy America, Inc.
Calpine Energy Services, LP	Morgan Stanley Capital Group, Inc.
Carbon Lighthouse Association	National Grid Gen. dba National Grid
Cayuga Operating Company, LLC	New Mach Gen, LLC
Consolidated Edison Comp. of NY, Inc.	NextEra Energy Marketing, LLC
CPV Maryland, LLC	NRG Power Marketing, LLC
CPV Towantic, LLC	Ocean State Power, LLC
Delaware City Refining Company, LLC	Old Dominion Electric Cooperative
Dominion Energy Marketing, Inc.	Power Authority of the State of New York
DTE Energy Trading, Inc.	PSEG Energy Resources & Trade, LLC
Element Markets, LLC	Public Service Company of New Hampshire
Exelon Generation Company, LLC	RBC
GenOn Energy Management, LLC	Selkirk Cogen Partners, LP
Hawkeye Energy Greenport	Shell Energy North America (US), LP
Helix Ravenswood, LLC	Statkraft US, LLC
Indeck-Corinth Limited Partnership	Verso Corporation
Jamestown Board of Public Utilities	Village of Freeport
Kendall Green Energy, LLC	Vitol Inc.
KMC Thermo, LLC	Wallingford Energy, LLC
Koch Supply & Trading, LP	